

Butterfly Lifecycle Song (Up on the Housetop)

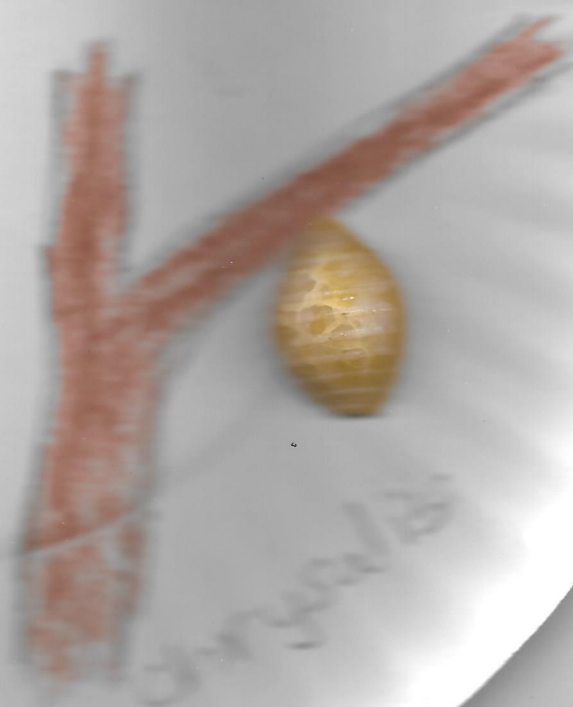

First comes a butterfly and lays an egg.
Out comes a caterpillar with many legs.
Oh see the caterpillar spin and spin,
A little chrysalis to sleep in.

Oh, oh ,oh wait and see!
Oh, oh, oh wait and see!
Out of the chrysalis, my oh my,
Out comes a beautiful butterfly!

Butterfly Life Cycle

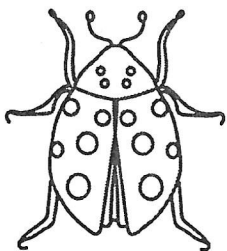




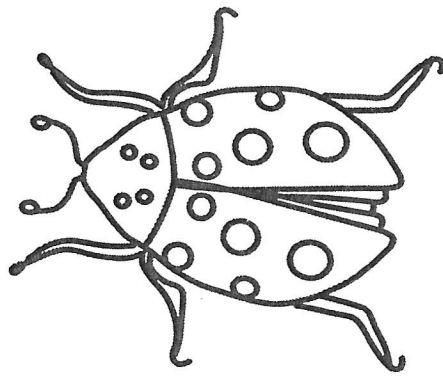




Science Center: life cycle of a butterfly

Youngsters will love the "pasta-bilities" of creating this model of the butterfly life cycle. Discuss with your students the stages of metamorphosis from a caterpillar to a butterfly. If desired, display books or pictures of the butterfly life cycle. Stock your center with a class supply of 2" x 8" tagboard strips and the following pasta types in various colors: orzo, spirals, shells, and bow ties. You may want to program each strip with the words "egg," "caterpillar," "chrysalis," and "butterfly." Invite each child to glue pasta onto his strip (and draw on details) to create the butterfly life cycle as shown.

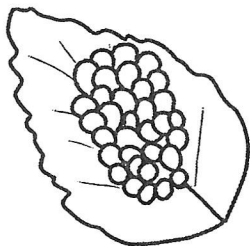


Name: _____

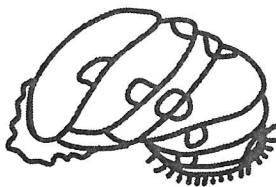
LIFE CYCLE OF A LADYBUG



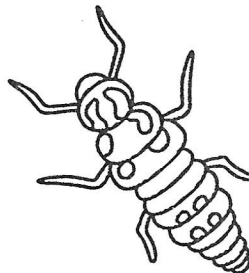
adult




egg



pupa

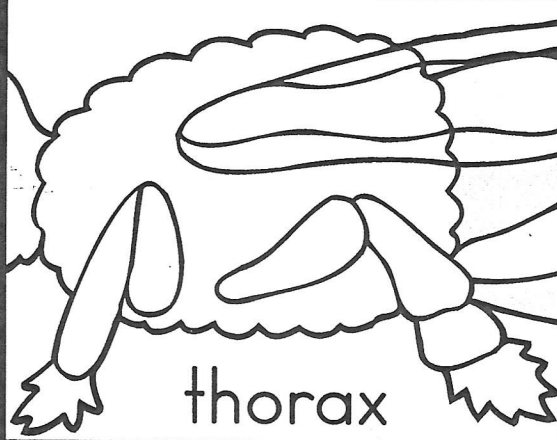


larva

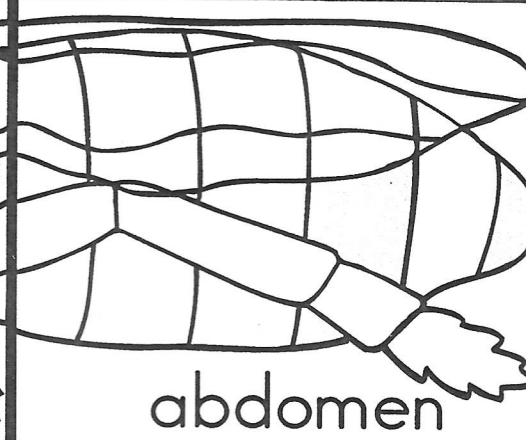


head


©The Mailbox®



thorax

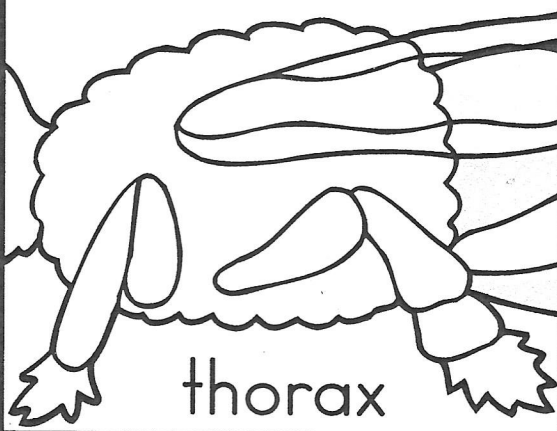


abdomen

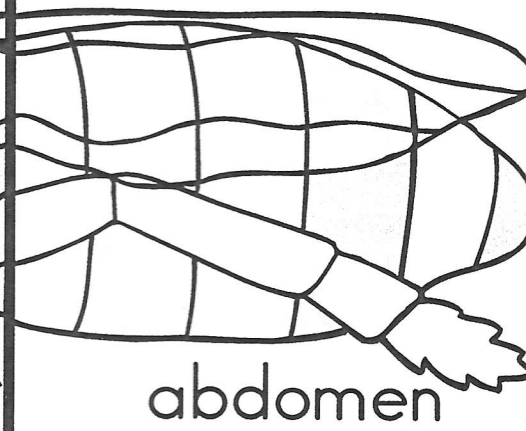


head


©The Mailbox®



thorax

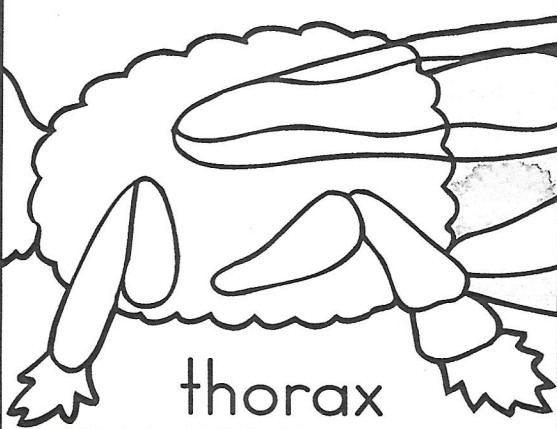


abdomen

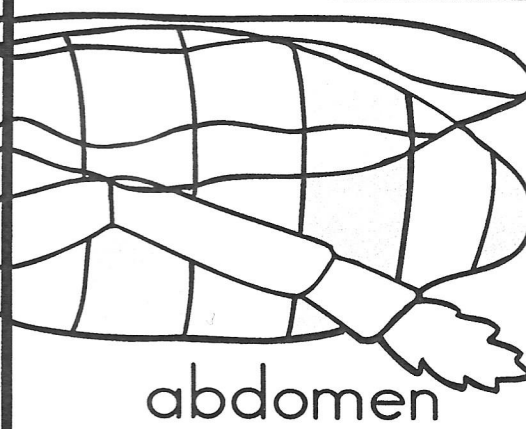


head

©The Mailbox®



thorax




abdomen

Name _____

Addition to 12

A Bright Bug


Listen and do.




Name: _____

Sort it!

Insect



NOT a Insect

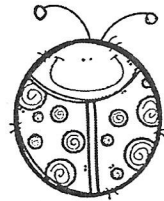


Directions:

1. Color 

2. Cut 


3. Paste 



ladybug




bat



fish



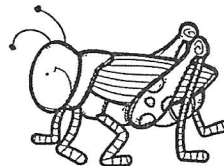
bee



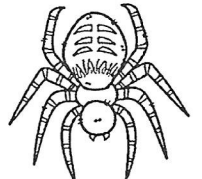
worm




raccoon



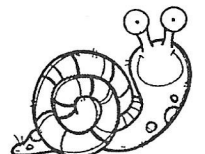
cricket



spider



fly




snail



Name: _____

Life Cycle of a Butterfly


Directions: Cut and paste the pictures in order.



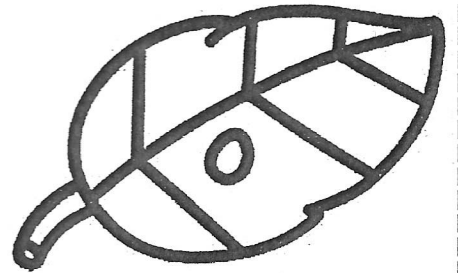
1	2
3	4




caterpillar



butterfly



egg



chrysalis