


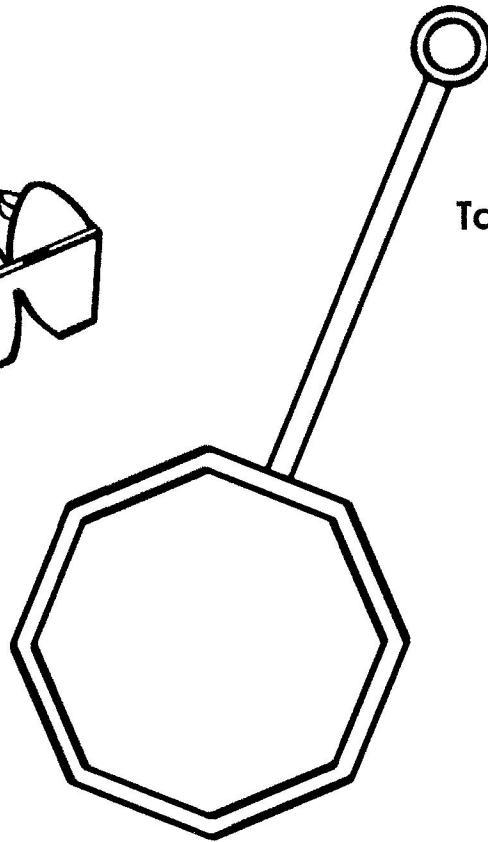

Learning through Play

Dying Eggs



Language Activity:

Following a recipe is a great way to work on sequencing. Complete each step and talk about the action words as you work. First mix, then dip, and watch it change colors.



Target Vocab:

eggs
dye
color
carton
water
vinegar
scoop
dip
wait
change

Concept Focus:

Light/Dark

The longer you leave the egg in the dye, the darker it will become.

Speech Activity:


Use a crayon and write the letter that goes with your speech sound on your egg before you dye it!

Story Retell WORK-OU+

© The Peace Corps

First, listen closely to this story.

When you hear a character's name, clap 3x.



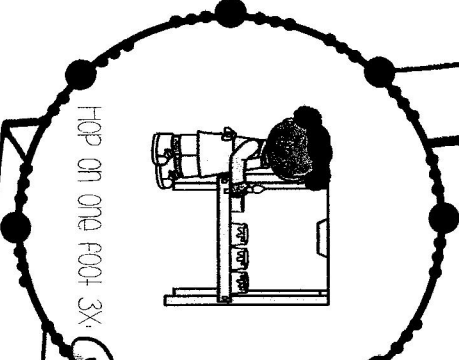
When you hear the setting, put your hands in the air.




Hayley wanted to paint a picture of a flower in art class. She set paints on the easel, then grabbed a paintbrush. She began by painting purple petals. Then, she added a green stem, and leaves to her flower. Once her painting had dried, Hayley took it off the easel to show it to her best friend.

Next, retell the story using the targeted word ("first", "next", "then", "last") and the provided picture scene. Complete the suggested exercise before moving on to the next circle.


First...




HOP ON ONE FOOT 3X



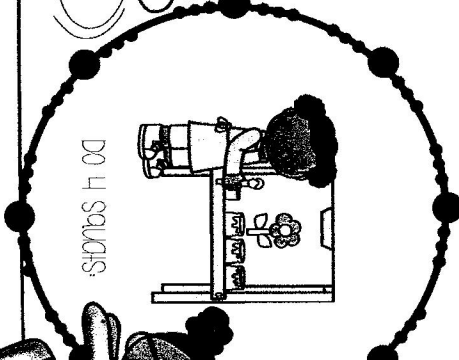
Next...




SPIN AROUND 3X




Then...



DO 4 SQUATS



Last...



PROUDLY HOLD UP 5 SACS

